

Agricultural Business: Management

Media Type: Microsoft® PowerPoint® Presentation

Duration: 131 slides

Goal: To learn the various types of business associated with agriculture as well as the laws which govern these businesses.

Description: Have you ever wondered how businesses vary? In this Microsoft® PowerPoint® presentation the various forms of agricultural business (e.g., producer, processor, manufacturer, intermediary, service firm and non-profit organization) and types (e.g., sole proprietor, partnership, corporation, franchise and cooperative) are fully described to give students an in-depth look at the business world. Additionally, students will gain a full understanding of the laws which govern employment in the agricultural world.

Objectives:

1. To identify the various types of agricultural business.
2. To compare the different forms of business organization and ownership.
3. To understand the various agricultural employment laws.

Horizontal Alignment


Core-Subject Area	Foundation Concept	Basic Understanding
Math	<i>Logical Skills</i>	reasoning; real-life applications
	<i>Application of Mathematical Technology</i>	collecting data; evaluating conclusions; compare/contrast findings; classification/organization skills
Language Arts	<i>Application of Writing Skills</i>	editing/proofreading; descriptive, informative, creative and persuasive writing; brainstorming; vocabulary enhancement
	<i>Analysis of Text, Literature and Information</i>	critical thinking; creative thinking; communication skills; developing listening and comprehension skills; creating visual representations
	<i>Technology Applications in Literature</i>	internet-based research
Social Studies	<i>Impacts of History, Government and Economics</i>	role of government on society; laws and regulations
Science	<i>Scientific Thinking and Investigating</i>	real world investigations and applications; collecting data; compare/contrast findings; classification/organization skills

Agricultural Business: Management




Lesson Plan


Student and Teacher Notes are available to print in outline format. You can access these documents under the "Printable Resources" section. If student licenses have been purchased, an interactive version of the Student Notes is available in the "Interactive Activities" section. If printing the full PowerPoint® is desired, you may download the file and print the handouts as needed.




Class 1: Distribute the *Agricultural Business: Management Vocabulary Handout* to be used during the presentation. Show slides 1 to 13 of the *Agricultural Business: Management - Types of Agricultural Businesses* segment. Discuss in detail the product flow chart from the presentation. Assign the *Product Flow Chart Activity* and allow the remainder of the class for students to work.




Class 2: Show slides 14 to 22 of the *Agricultural Business: Management - Types of Agricultural Businesses* segment. Students should complete the corresponding *Assessment*. Students should complete and share their *Product Flow Chart Activity* with the class.




Class 3: Show slides 27 to 34 of the *Agricultural Business: Management - Types of Ownership* segment. Distribute the *Evolution Project* and allow the remainder of the class for students to work.




Class 4: Show slides 35 to 48 of the *Agricultural Business: Management - Types of Ownership* segment. Students should complete the corresponding *Assessment*. Allow the remainder of the class for students to work on their *Projects*.




Class 5: Show slides 49 to 58 of the *Agricultural Business: Management - Management* segment. Distribute the *Skills Activity* and allow the remainder of the class for students to work.




Class 6: Show slides 59 to 68 of the *Agricultural Business: Management - Management* segment. Allow students the remainder of the class to finish and share their *Skills Activity* with the class.



Class 7: Remind students to continue using the *Vocabulary Handout* as reference materials. Show slides 69 to 81 of the *Agricultural Business: Management - Management* segment. Distribute the *Business Plan Project* and allow the remainder of the class for students to work.



Class 8: Show slides 82 to 89 of the *Agricultural Business: Management - Management* segment. Students should complete the corresponding *Assessment*. Allow the remainder of the class for students to work on their *Projects*. Hand out the *Crossword* for homework.



Class 9: Show the *Agricultural Business: Management - Government Regulations & Policies* segment. Students should complete the corresponding *Assessment*. Allow the remainder of the class for students to finish up their *Projects*.

Class 10: Distribute the *Agricultural Business: Management Final Assessment* and allow time for students to finish it. Students should present their *Business Plan Project* to the class.

Agricultural Business: Management

Lesson Links

Environmental Protection Agency

- <http://www.epa.gov>

United States Department of Labor

- <http://www.dol.gov>
- **Bureau of Labor Statistics**
- <http://www.bls.gov>

Career & Technical Student Organizations

DECA

- Principles of Business Management and Administration
- Business Law and Ethics Team Decision Making

FFA

- Agricultural Sales

Career Connections

Using the *Career Connections Activity*, allow students to explore the various careers associated with this lesson. See the *Activity* for more details. *If student licenses have been purchased:* Students will select the interviews to watch based on your directions. *If only a teacher license is purchased:* Show students all the career interviews and instruct them to only complete the interview form for the required number of interviews.

- iCEV50131, Jon Scholl, President, American Farmland Trust
- iCEV50611, Lee Loveless, Business & Cooperative Specialist, USDA Rural Development
- iCEV50707, Colin Woodall, Vice President of Government Affairs, National Cattlemen's Beef Association
- iCEV50731, Beth Bechdol, Director of Agribusiness Strategies, Ice Miller, LLP
- iCEV50680, James Rietkerk, Ranch Manager
- iCEV50681, Greg Grupe, Farm Manager, Betteravia Farms

Lab Activities

Product Flow Chart

Directions:

Divide the class into groups of four or five. Groups should select an agricultural product and create a flow chart on a large poster showing its journey from raw good or live animal to consumer. Students should research the different places the product goes and provide short informational paragraphs about each stop. Students will present their flow chart to the class.

Skills

Directions:

Students will develop a hypothesis surrounding the characteristic traits and interpersonal skills needed to effectively run an agriculture-related business and determine which individual traits and skills can be developed and create a plan for personal growth. Students should determine alternative management strategies which would benefit an organization which will lead to either better financial outcomes or improved employee motivation. Students will create a visual representation on the hypothesis to share with the class.

Projects

Evolution

Directions:

Using the Internet, library or any other available resource, students should explore the evolution of agribusiness in the United States and develop an informative essay detailing the following: modern agribusiness sectors, historical milestones impacting development, timeline analyzing major developments, employment laws/regulations which have evolved within the agribusiness sectors, economic and societal implications, scientific advancements and the rise of large corporations. Remind students to create a citation information sheet listing all sources used.

Agricultural Business: Management



Projects

Business Plan

Directions:

Using the information gathered during the presentation, students should imagine they are in the process of starting their own agricultural business and need to create a business plan to help persuade potential investors to help fund the business. Students should select an agricultural business which interests them and conduct further research to develop a business plan which includes the following: name of business, type of business, type of products/services offered, product/service information, budget (profits and expenses), target customers, facilities and equipment needed, risk assessment, government policies affecting management decisions and any other information you deem necessary. Students should develop a three minute speech utilizing the information from their business plan to pitch the business to the prospective investors. Remind students to create a citation sheet detailing all sources used. Students will present their speech to the class and should be prepared to answer questions.